



LIFE14 CAP/SI/000012



REPUBLIKA SLOVENIJA
MINISTRSTVO ZA OKOLJE IN PROSTOR



Setting up a LIFE Integrated Project

Stevie Swenne
Head International Cooperation
Flanders Environment Agency

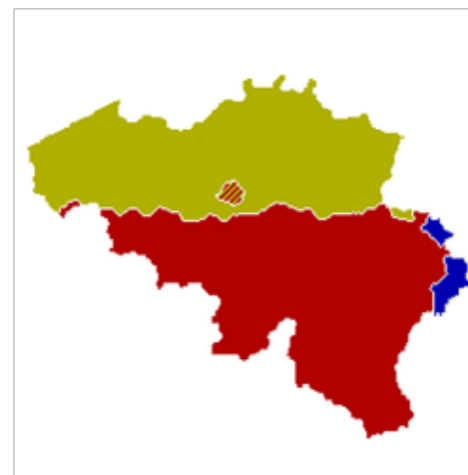
Ljubljana, 20.11.2017

Belgium

Flanders

Flanders Environment Agency

International Cooperation



Water + Air + Environment

2014-2020: participation in 20 EU projects
incl. Horizon 2020, LIFE & Interreg



LIFE14 CAP/SI/000012



REPUBLIKA SLOVENIJA
MINISTRSTVO ZA OKOLJE IN PROSTOR



LIFE Belini

Ljubljana, 20 November 2017

belini



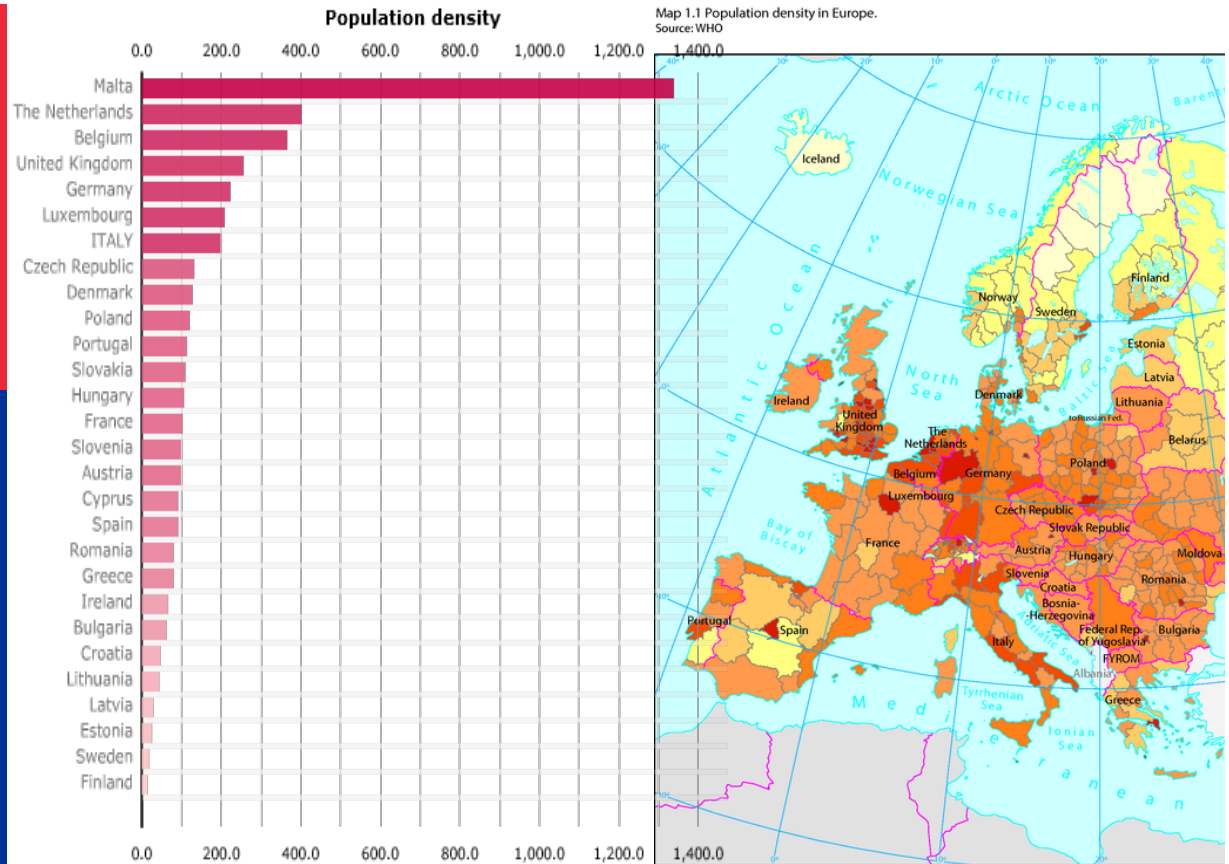
Belgium



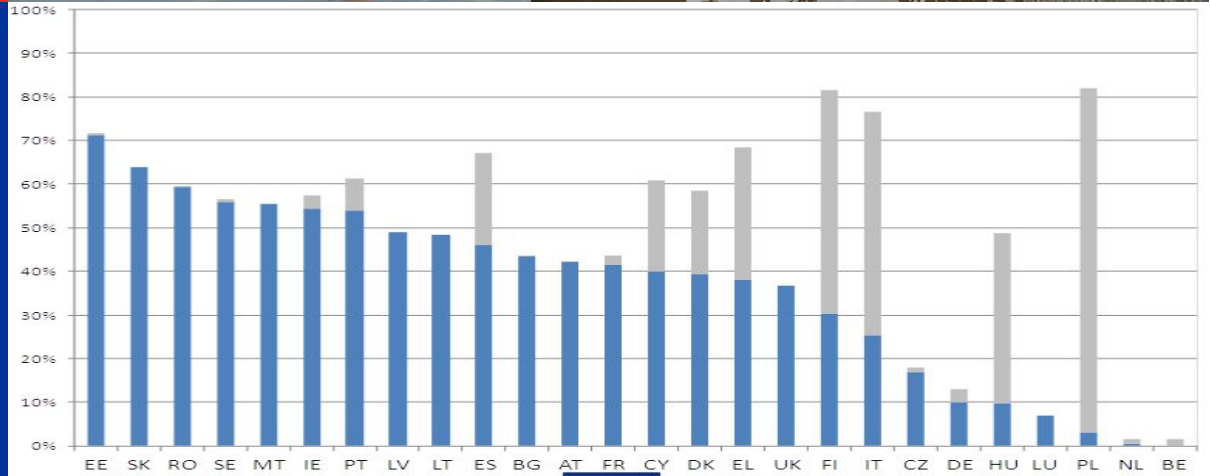
Belgium



Belgium

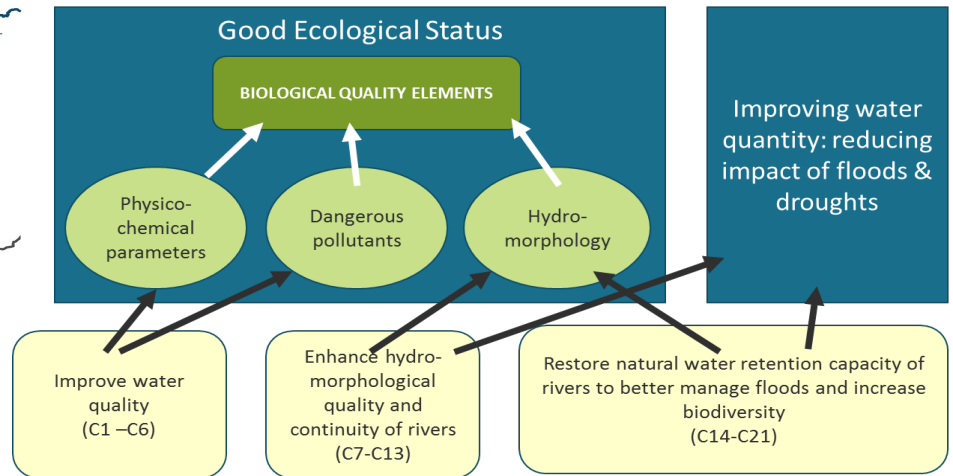
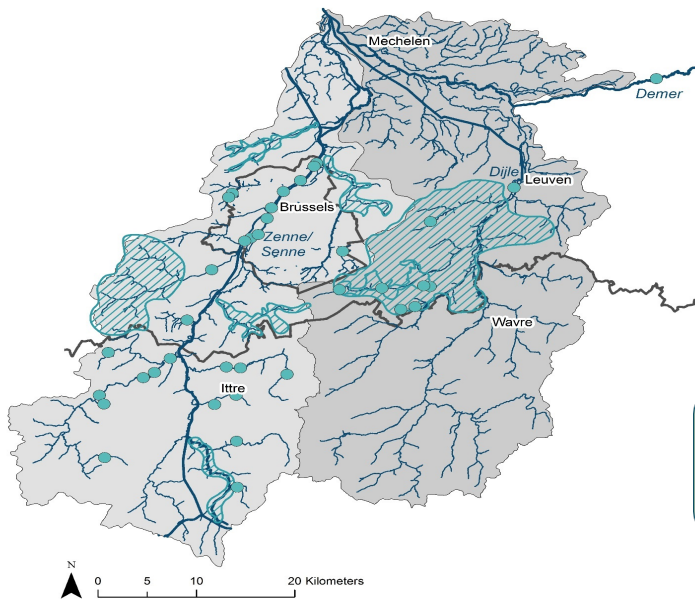


Belgium




LIFE Belini

- Belgian initiative for making a leap forward towards good status in the river basin district of the Scheldt



LIFE Belini

- Project partnership



LIFE Belini

- **Project objectives**
- Reinforcing the cooperation and joint implementation between Belgian competent authorities, river basin managers and stakeholders
- Implementing best-practice, demonstration and pilot projects to facilitate the implementation of the RBMP
- Creating a support base by monitoring project outcomes, knowledge dissemination & awareness raising

LIFE Belini

- **Reinforcing the cooperation and joint implementation between Belgian competent authorities, river basin managers and stakeholders**
- For the project area, covering 3 Belgian regions, a stronger cooperation between competent authorities and water managers is necessary for a better implementation of the WFD
 - On the interregional level, initiatives will be set up to boost the cooperation between regional competent authorities to tackle shared challenges for implementation
 - On the local level, consultation groups including water managers and local stakeholders will be established
- The capacity and mechanisms developed will be transferred to the entire Scheldt IRBD, so that for the 3rd RBMPs a harmonised approach for the analysis of the main problems and for the selection of measures can be worked out and applied

LIFE Belini

- **Implementing best-practice, demonstration and pilot projects to facilitate the implementation of the RBMP**
- Implementation of concrete projects in rural and highly urbanized areas to
 - ..realize an actual on-the-ground effect
 - ..demonstrate that a project area can be restored towards an effective riverine ecosystem
- 3 clusters of implementation actions
 - Actions diminishing pollution and improve quality of rivers
 - Actions enhancing hydro-morphological quality & continuity
 - Actions restoring natural water retention capacity

LIFE Belini

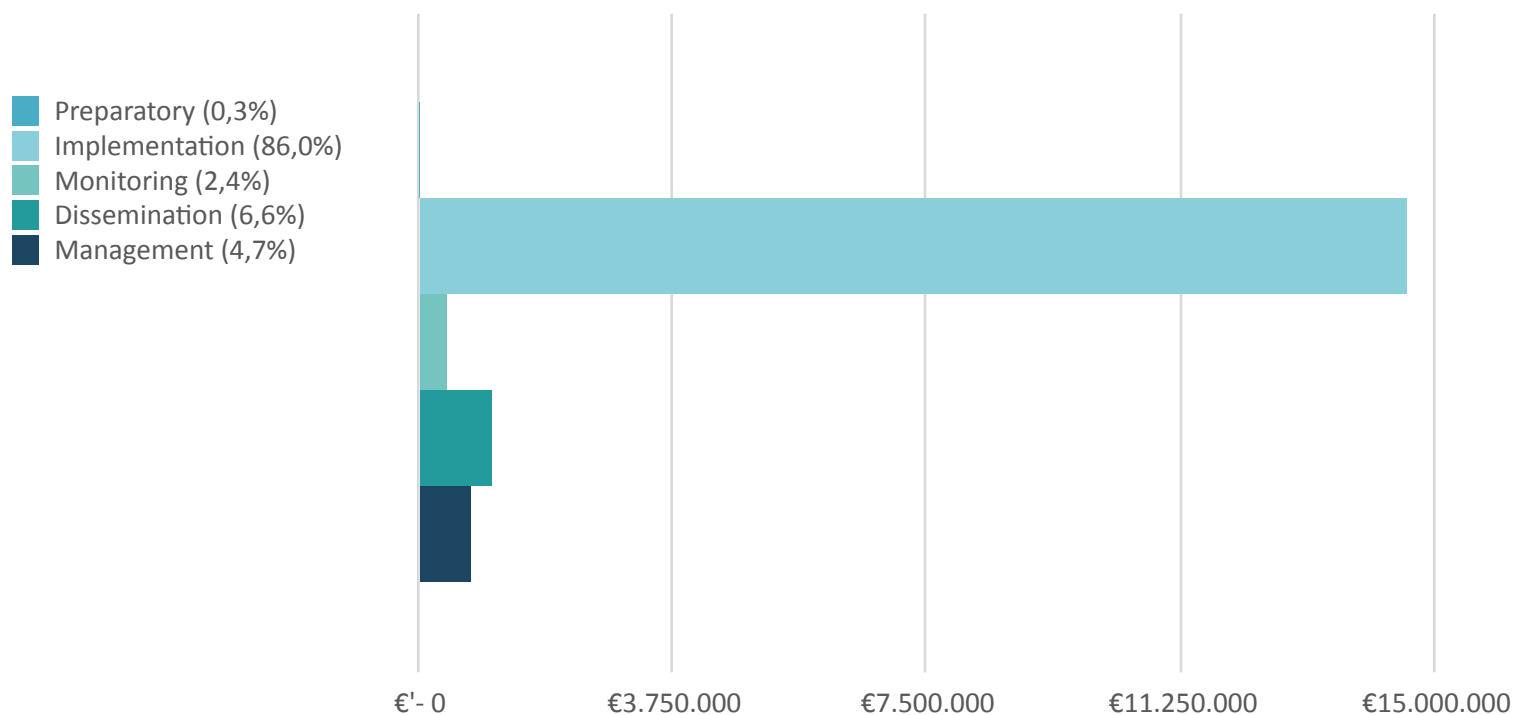
- **Creating a support base by monitoring project outcomes, knowledge dissemination & awareness raising**
- Setup and manage shared monitoring schemes to allow evaluation of project results and progress made in the implementation of the WFD
- Pay specific attention to knowledge dissemination and capacity building, not only aimed at public sector organisations but also at stakeholders
- Facilitate public interaction for an increased acceptance and understanding of WFD/FD actions

- **Project duration**

belini

LIFE Belini

- Project budget



LIFE Belini

- **Expected results**

- The IP will contribute to a more extensive, more targeted and better coordinated implementation of the WFD of the Flemish, Brussels and Walloon region, particularly for the selected catchment areas
- The IP-actions tackle a wide range of pressures and will hence bring about significant progress towards the WFD good status.
- Since most of the actions are selected on the basis of their multi-functionality, the IP will also contribute to a better quantitative water management in these catchment areas and hence reduce flood risks.
- Long term implementation of the RBMPs/FRMPs within the 3 Belgian regions is guaranteed
 - The 2nd RBMPs (1st FRMPs) will be implemented in the timeframe 2016-2021
 - The 3rd RBMPs (2nd FRMPs) are due by 2021 and will be implemented in the timeframe 2022-2027

Want to know more?

visit www.life-belini.be

project coordinator l.geerts@vmm.be

international cooperation VMM s.swenne@vmm.be



Vlaanderen
is milieu

Setting up a LIFE Integrated Project

VLAAMSE
MILIEUMAATSCHAPPIJ

Setting up a LIFE Integrated Project

Getting started

- ▶ **Why LIFE IP?**
- ▶ Not every project idea will fit LIFE (IP) criteria
 - Need for an adopted plan or strategy as a starting point
 - Get to know your good and bad points from an EU perspective
 - Get in touch with your national LIFE contact points
- ▶ **When to start?**

Setting up a LIFE Integrated Project

Getting started

- ▶ **Assessing your organization**
- ▶ **Capability**
 - Legal commitment
 - Financial commitment
- ▶ **Competence**
 - Back-up to carry out the project
 - Resources to finance the project

Setting up a LIFE Integrated Project

Getting started

- ▶ **Assessing your capacity**
- ▶ Practical
 - Time available for preparation + management
 - Languages
- ▶ Intellectual
 - Posses knowledge on project theme & objectives
 - Implementation, but also reporting (com, fin)
- ▶ Social
 - Talking, traveling, planning, changing,..

Setting up a LIFE Integrated Project

Getting started

- ▶ **Organising yourself**
- ▶ **Call for support**
 - From the beginning
 - For specific tasks
- ▶ **Different roles in a project**
 - **Project manager** has end responsibility
 - **Project coordinator** for daily management
 - **Financial manager** helping with figures & reporting
 - **Communication manager** is your link to the public
 - Others: project engineer, lawyer, secretary,...

Setting up a LIFE Integrated Project

Who to involve?

- ▶ **Participating in an EU project**
 - ▶ Lead beneficiary: extra responsibility
 - ▶ (Associated) beneficiary
- ▶ Financer: not part of the project
- ▶ Subcontractor: not part of the project
- ▶ **IMPORTANT:** expenses related to transactions between organisations in the same partnership are considered ineligible for (co-)funding

Setting up a LIFE Integrated Project

Who to involve?

- ▶ **What about stakeholders?**
- ▶ Who & how many
- ▶ How to involve?

Setting up a LIFE Integrated Project

Developing your project architecture

- ▶ **Idea > EU project**
- ▶ Aim | What do I want to achieve?
- ▶ Objectives | Which elements help achieving my aim?
- ▶ Actions | Individual activities & investments

Setting up a LIFE Integrated Project

Developing your project architecture

- ▶ **Idea > EU project**
- ▶ Aim | What do I want to achieve?
 - I want people to cycle more in my city
- ▶ Objectives | Which elements help achieving my aim?
 - (1) Better understanding, (2) Better infrastructure, (3) Raised awareness
- ▶ Actions | Individual activities & investments
 - WP1A1 Assessing quality of infrastructure, WP1A2 Survey why people not cycling, ..., WP2A2 Construction of missing link in network, ...

Setting up a LIFE Integrated Project

Developing your project architecture

- ▶ **Split your actions in different categories**
- ▶ Preparatory actions
- ▶ Implementation actions
- ▶ Monitoring actions
- ▶ Communication actions
- ▶ Project management actions

Setting up a LIFE Integrated Project

Developing your project architecture

- ▶ **Some actions are obligatory...**
- ▶ Monitoring the (socio-economic) impact of your project
- ▶ Communicating through a project webpage
- ▶ LIFE notice boards
- ▶ After-LIFE communication plan

- ▶ **..or recommended**
- ▶ Cooperation with other projects
- ▶ Communicating through social media

Setting up a LIFE Integrated Project

Developing your project architecture

- ▶ **Complementary actions**
- ▶ What are complementary actions?
- ▶ How important are complementary actions?
- ▶ How many complementary actions should be included in the proposal?
- ▶ Should complementary actions always be supported by other EU funds?

Setting up a LIFE Integrated Project

Writing your application

- ▶ **Picking the right words**
- ▶ Take into account objectives funding programme
 - They're not there to fund your objectives, but their own
- ▶ Level of detail
 - Evaluators not necessarily familiar with project theme
 - Measurable results
 - Value for money

Setting up a LIFE Integrated Project

Budgeting your application

- ▶ **Where to find the resources**
- ▶ LIFE programme
- ▶ Own contribution
 - Own resources or co-financed
 - But no co-financing through other EU-programmes

Any questions?



LIFE14 CAP/SI/000012



REPUBLIKA SLOVENIJA
MINISTRSTVO ZA OKOLJE IN PROSTOR

